




盛源科技
NEEQ : 834408

濮阳市盛源能源科技股份有限公司
Puyang Shengyuan Energy Technology Co.,Ltd



年度报告

— 2017 —

.....	5
.....	7
.....	9
.....	11
.....	18
.....	20
.....	23
.....	25
.....	28
.....	28
.....	34

	91410900060012003W	
	160,134,000	

--

--	--	--	--


--

--

--

--

--	--



--

”

--

--	--	--	--	--	--


--

--	--	--

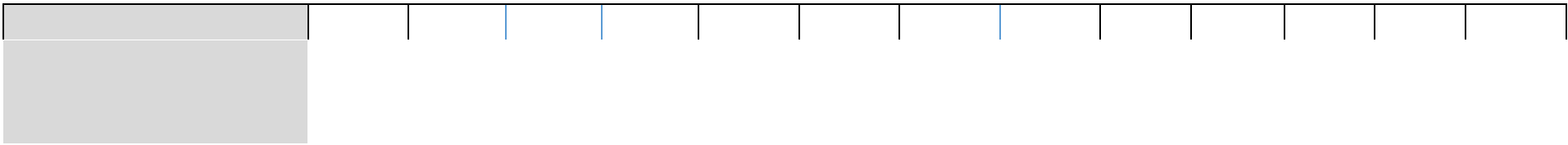
--

--

--	--	--



--	--





1

1

2

3

4

5

1

2



6

1

2

3

4



9

1

2



5

6

7

1	
	100.00

2	
1	
2	
1	
2	

		%	%
1	1	5.00	5.00
1	2	10.00	10.00
2	3	30.00	30.00
3	4	50.00	50.00
4	5	80.00	80.00
5		100.00	100.00

3	

11

1

2

4

5

12

1



2

3



4

5

6

13

1

2

			%	%
		20.00	5.00	4.75
		10.00	5.00	9.50
		5.00	5.00	19.00
		4.00-5.00	0.00-5.00	19.00-25.00

3

4

14

1

2

3

15

1

2

16

1

①

	50.00	
	10.00	

2

3

17

		10.00	

18

1

2

3

19

1

2



20

1

2

21

1

2

3

4

5

22

/

23

1

2

24

25

1

2017 42

2017 5 28

2017 16

2017 6 12 2017 1 1

2017 1 1

2017

2017

--	--	--

		2017 3,726,087.16
		2016 42,445,572.10
		2017 70,301,728.26

2

26

1

		5% 11% 13% 17%
		15%
		5%
		3%
		2%

2

1

	32,442.50	15,616.07
	20,820,132.84	23,346,802.39

	6,821,917.22	
	27,674,492.56	23,362,418.46

7

	6,821,917.22	
	6,821,917.22	

2

	20,982,871.61	17,377,458.44
	20,982,871.61	17,377,458.44

7

	51,971,499.91	
	51,971,499.91	

3

		%		%	
	2,376,300.16	100.00	118,815.01	5.00	2,257,485.15
1					
2	2,376,300.16	100.00	118,815.01	5.00	2,257,485.15
	2,376,300.16	100.00	118,815.01	5.00	2,257,485.15

--	--

		%		%	
	95,985.87	100.00	4,915.02	5.12	91,070.85
1	95,985.87	100.00	4,915.02	5.12	91,070.85
2					
	95,985.87	100.00	4,915.02	5.12	91,070.85

7

|

		(%)		(%)
	26,568,887.49	100.00	8,648,894.26	100.00

7

			%
		22,800,000.00	86.63
		850,000.00	3.23
		794,849.50	3.02
		605,008.13	2.30
		218,658.00	0.83
		25,268,515.63	

		%		%	
	50,000.00	100.00			50,000.00

7

	5,000,000.00	
	26,724.53	
		40,000.00
		10,000.00
	5,026,724.53	50,000.00

					(%)	
			3,500,000.00	1	69.63	
			1,500,000.00	1	29.84	
			26,724.53	1	0.53	
			5,026,724.53		100.00	

6

	8,195,233.30		8,195,233.30	1,917,222.50	1,917,222.50
	15,301,377.30		15,301,377.30	6,437,847.78	6,437,847.78
	174,351.61		174,351.61	65,598.54	65,598.54
	23,670,962.21		23,670,962.21	8,420,668.82	8,420,668.82

2 2017 12 31

7

		104,449.70	
	1,632,000.00	859,359.14	
	1,632,000.00	963,808.84	

8

1.	39,047,614.26	296,642,082.73	708,868.40	35,134,893.66	371,533,459.05
2.	1,245,724.51	99,346,723.37		65,157.44	100,657,605.32
1	10,450.00	768,885.56		65,157.44	844,493.00
2	1,235,274.51	31,499,365.11			32,734,639.62
3		67,078,472.70			67,078,472.70
3.		92,350,112.43			92,350,112.43
1					
2		92,350,112.43			92,350,112.43
4.	40,293,338.77	303,638,693.67	708,868.40	35,200,051.10	379,840,951.94
1.	4,763,566.58	60,330,836.55	185,248.83	18,811,388.14	84,091,040.10
2.	1,856,791.17	29,545,735.42	133,762.76	8,669,717.67	40,206,007.02
1	1,856,791.17	29,545,735.42	133,762.76	8,669,717.67	40,206,007.02
3.		26,921,639.73			26,921,639.73
1					
2		26,921,639.73			26,921,639.73
4.	6,620,357.75	62,954,932.24	319,011.59	27,481,105.81	97,375,407.39
1.					
2.					
1					
3.					
1					

4.					
1.	33,672,981.02	240,683,761.43	389,856.81	7,718,945.29	282,465,544.55
2.	34,284,047.68	236,311,246.18	523,619.57	16,323,505.52	287,442,418.95

7

	67,078,472.70	332,454.72		66,746,017.98
	67,078,472.70	332,454.72		66,746,017.98

7

7

9

	32,601,897.56		32,601,897.56	19,755,882.59	19,755,882.59
	1,810,604.70		1,810,604.70	1,658,467.95	1,658,467.95
	36,133,328.82		36,133,328.82	9,433.96	9,433.96
	70,545,831.08		70,545,831.08	21,423,784.50	21,423,784.50

7

75

	59,000,000.00	19,755,882.59	39,156,961.28	26,310,946.31	32,601,897.56
	220,000,000.00	9,433.96	36,123,894.86		36,133,328.82
	5,500,000.00		5,278,418.80	5,278,418.80	
	2,000,000.00	1,658,467.95	152,136.75		1,810,604.70
	1,150,000.00		1,145,274.51	1,145,274.51	
	287,650,000.00	21,423,784.50	81,856,686.20	32,734,639.62	70,545,831.08

	(%)	%			(%)	
	99.85	99.85				
	16.42	16.42				
	95.97	100.00				
	90.53	90.53				
	99.59	100.00				

10

1.	33,532,607.49	220,451.95	33,753,059.44
2.			
1			
2			
3.			
1			
2			
4.	33,532,607.49	220,451.95	33,753,059.44
1.	940,584.94	40,010.37	980,595.31
2.	670,652.16	22,045.20	692,697.36
1	670,652.16	22,045.20	692,697.36
3.			
1			
2			
4.	1,611,237.10	62,055.57	1,673,292.67
1.			
2.			
1			
3.			

1			
4.			
1.	31,921,370.39	158,396.38	32,079,766.77
2.	32,592,022.55	180,441.58	32,772,464.13

7

11

	3,613,494.78		461,297.16	3,152,197.62
	3,613,494.78		461,297.16	3,152,197.62

12

/

	118,815.01	17,822.25	4,915.02	737.25
	11,221,740.27	1,683,261.04	12,746,505.93	1,911,975.89
	5,801,063.83	870,159.57	6,650,000.00	997,500.00
	17,141,619.11	2,571,242.86	19,401,420.95	2,910,213.14

7

	7,823,817.68	1,173,572.65	8,886,887.06	1,333,033.06
	7,823,817.68	1,173,572.65	8,886,887.06	1,333,033.06

13

	11,558,962.50		

6,325,700.00

14

	37,000,000.00	89,000,000.00
	20,000,000.00	35,000,000.00
	57,000,000.00	124,000,000.00

2

15

1

	22,500,000.00	
	22,500,000.00	

7

16

	1,691,564.61	10,683,005.34
	2,368,370.03	10,325,968.46
	3,460,800.82	1,183,644.27
	1,100,158.72	339,747.18
	8,620,894.18	22,532,365.25

7

	2,260,000.00	
	1,246,153.85	

7

18

	336,407.94	6,917,475.02	5,779,694.56	1,474,188.40
-		385,877.83	385,877.83	
	336,407.94	7,303,352.85	6,165,572.39	1,474,188.40

7

	278,730.08	6,144,012.57	5,116,565.60	1,306,177.05
		253,072.68	253,072.68	
		168,229.19	168,229.19	
		128,733.48	128,733.48	
		28,506.00	28,506.00	
		10,989.71	10,989.71	
		75,680.00	75,680.00	
	57,677.86	276,480.58	166,147.09	168,011.35
	336,407.94	6,917,475.02	5,779,694.56	1,474,188.40

		368,624.13	368,624.13	
		17,253.70	17,253.70	
		385,877.83	385,877.83	

19

		7,389,709.26	2,752,444.49
		3,319,777.55	1,704,676.46
		61,255.70	

	335,434.21	
	70,553.82	43,324.65
	165,898.88	83,460.76
	99,593.33	50,076.45
	66,395.55	33,384.31
	38,621.66	4,489.16
	37,745.70	22,830.36
	11,584,985.66	4,694,686.64

20

	87,302.08	375,802.78
	87,302.08	375,802.78

21

	340,000.00	
		20,000,000.00
		-1,377.65
	7,950.00	26,303.70
	347,950.00	20,024,926.05

7

22

	26,776,736.00	
	3,955,841.91	
	22,820,894.09	
		10,000,000.00
	22,820,894.09	10,000,000.00

23

		44,758,844.00
		3,286,891.20
		41,471,952.80

7

			2017	12	31
1	1				26,776,736.00
1	2	2			23,216,736.00
2	3	3			21,542,108.00
					71,535,580.00

24

	6,650,000.00		848,936.16	5,801,063.84	
	6,650,000.00		848,936.16	5,801,063.84	

2017 6 29

26

	11,454,226.85	47,520,000.00		58,974,226.85
	11,454,226.85	47,520,000.00		58,974,226.85

25

27

	4,452,240.62	3,344,486.88	1,150,945.78	6,645,781.72
	4,452,240.62	3,344,486.88	1,150,945.78	6,645,781.72

28

	5,246,542.09	7,030,172.83		12,276,714.92
	5,246,542.09	7,030,172.83		12,276,714.92

	3,818,070.21	2,563,908.45
	1,798,708.48	1,343,080.38
	1,421,822.66	382,979.34
	145,889.56	137,080.32
	7,588,346.67	4,652,495.95

33

	2,690,974.93	1,618,175.11
	613,192.91	499,309.64
	12,989,636.14	11,357,239.76
	1,963,414.93	1,512,997.23
		373,512.89
	3,579,115.88	758,887.57
	180,999.56	165,124.16
	22,017,334.35	16,285,246.36

34

	13,008,893.98	11,020,808.14

	3,726,087.16		3,726,087.16
	3,726,087.16		3,726,087.16

7

			/
	848,936.16		
	250,000.00		
	60,000.00		
	500,000.00		
	67,151.00		
	1,000,000.00		
	100,000.00		
	900,000.00		
	3,726,087.16		

37

	500,000.00	12,510,000.00	500,000.00
		2,406.00	
	500,000.00	12,512,406.00	500,000.00

7

			/
	500,000.00	500,000.00	
		200,000.00	
		10,150,000.00	
		800,000.00	
		500,000.00	
		200,000.00	
		100,000.00	
		60,000.00	
	500,000.00	12,510,000.00	

38

	300,000.00	155,000.00	300,000.00
	300,000.00	155,000.00	300,000.00

39

	11,804,734.26	8,356,367.84
	179,509.87	-926,228.82
	11,984,244.13	7,430,139.02

7

	82,285,972.39
[]	12,342,895.86
	593,957.68
	-952,609.41
	11,984,244.13

40

	3,159,161.973

	300,000.00	155,000.00
	28,203,967.46	157,554,270.72

		6,650,000.00
		6,650,000.00

	78,000,000.00	
		30,000,000.00
	63,500,000.00	
	141,500,000.00	30,000,000.00

	236,326.36	2,379,474.81
	6,821,917.22	
	36,422,345.73	
	3,500,000.00	
	46,980,589.31	2,379,474.81

41

1		
	70,301,728.26	42,445,572.10
	113,899.99	-9,863.56
	40,206,007.02	38,747,571.96
	692,697.36	446,040.87
	461,297.16	461,297.21

	13,008,893.98	11,020,808.14
	338,970.28	-766,768.41
	-159,460.41	-159,460.41
	-15,250,293.39	642,247.14
	-131,723,534.37	-23,395,928.30
	27,421,286.91	-84,699,430.53
	5,411,492.79	-15,267,913.79
2		
3		
	20,852,575.34	23,362,418.46
	23,362,418.46	755,129.92
	-2,509,843.12	22,607,288.54

42

	6,821,917.22	
-	17,106,551.50	
-	66,746,017.98	
-	31,921,370.40	
	122,595,857.10	

1		2015-0471	2015-0472
	2015-0470	2015-1423	2015-1424
2		2015 012 2016	0000415
	2016	0000417 2016	0000418

43

	0.01	6.5342	0.07
	84,800.00	6.5342	554,100.16

1

2

3

1		
2		5.00%
3		5.00%
4		
5		
6		

4

				13,434,596.36	31,682,608.62	

				14,674,960.17	10,773,343.35	

7

1

		135,135.14	
		135,135.14	

2

		133,333.33	133,333.33
		57,142.86	57,142.86
		38,095.24	
		19,619.06	
		2,190.48	
		250,380.97	190,476.19

	22,000,000.00	2017-4-14	2020-4-13		
	44,400,000.00	2017-8-2	2020-8-2		
	18,000,000.00	2017-8-3	2018-8-2		
	33,770,208.00	2017-10-18	2022-11-28		1/ 1
	38,760,000.00	2017-12-22	2022-12-21		

					1/ 2

1						
	17002018120100006201			2017	4	14
	2020	4	13	2,200.00	2017	12 31
						2,000.00
2						2017
	1730012-4			2017	8	2
				2020	8	2
			4,440.00	2017	12	31
						3,700.00
3						2017
	1730012-1			2017	8	2
				2020	8	2
			4,440.00	2017	12	31
						3,700.00
4						2017
	1730012-3			2017	8	2
				2020	8	2
			4,440.00	2017	12	31
						3,700.00
5						2017
	1730012-2			2017	8	2
				2020	8	2
			4,440.00	2017	12	31
						3,700.00
6						2017
	09120170010151276					8
3	2018	8	2	1,800.00	2017	12 31
						2,250.00
7						
				2017	8	3
				2018	8	2
						1,800.00
				2017	12	31
						2,250.00

	20,000,000.00	78,000,000.00	98,000,000.00	

1

1
2008 [2008 43] [2011]41 1

1		
2	3,377,151.00	
3	-300,000.00	
4		
5	3,077,151.00	
6	491,572.65	
7	2,585,578.35	

2

	%		
	25.45	0.45	0.45
	24.52	0.43	0.43

7

	%		
--	---	--	--

	%		
	22.96	0.28	0.28
	17.29	0.21	0.21
