




盛

盛源科技

NEEQ : 834408

濮阳市盛源能源科技股份有限公司

Puyang Shengyuan Energy Technology Co.,Ltd



年度报告

2019

..... 5

..... 7

..... 9

..... 12

..... 21

..... 25

..... 27

..... 29

..... 31

..... 32

..... 36

					" "
	2014	10	GR201441000387	2017	8
					GR201741000576
					15%
				2020	
		2019		2019	
		3.21"			
					2019
				68.83%	
			2019-2020		

	Puyang Shengyuan Energy Technology Co., Ltd
	834408

	0393-5331622
	0393-5331036
	lvhk@shengyuanjt.com
	www.pysykj.com
	457500
	www.neeq.com.cn

	2012 12 21
	2015 11 30
	C -C26 -C266
	160,134,000
	0
	0

一、

			%
	473,850,851.88	500,167,517.35	-5.26%
%	14.70%	26.93%	-
	21,637,216.77	83,459,486.93	-74.07%
	16,082,958.67	79,368,450.60	-79.74%
%	4.97%	21.81%	-
%	3.69%	20.74%	-
	0.14	0.52	-73.08%

二、

			%
	649,656,171.69	666,386,158.91	-2.51%
	204,601,681.44	240,825,736.79	-15.04%
	445,054,490.25	425,560,422.12	4.58%
	2.78	2.66	4.51%
%	31.49%	36.14%	-
%	31.49%	36.14%	-
	0.80	0.64	-
	4.09	14.20	-

三、

			%
	8,288,209.11	76,106,939.86	-89.11%
	34.15	46.21	-
	21.29	20.58	-

四、

			%
%	-2.51%	29.02%	-
%	-5.26%	28.66%	-
%	-74.07%	18.72%	-

五、

			%
	160,134,000	160,134,000	0%
	0	0	0%
	0	0	0%

六、

1	6,962,068.35
2	
3	-416,000.00
	6,546,068.35
	991,810.25
	5,554,258.10

七、

八、

	39,401,559.34		

		18,307,539.89		
		21,094,019.45		
	108,238,336.03			
		43,238,336.03		
		65,000,000.00		

	UPR	99.5% BDO	99.5%
1			
2			
3			

	513,305.76	0.08%	262,217.21	0.04%	95.76%
	30,253,015.03	4.66%	20,826,929.35	3.13%	45.26%
	16,607,336.35	2.56%	20,697,101.47	3.11%	-19.76%

	21,637,216.77	4.57%	83,459,486.93	16.69%	-74.07%
--	---------------	-------	---------------	--------	---------

	73,984,801.10			76.55%	
		2019			
2019					
	61,822,270.16			74.07%	

(2)

				%
	443,632,126.93		480,546,283.96	-7.68%
	30,218,724.95		19,621,233.39	54.01%
	402,917,624.24		363,178,196.7()	

2		42,274,516.87	14.14%	
3		35,754,425.29	11.96%	
4		32,926,529.75	11.01%	
5		26,987,830.64	9.03%	
		194,867,046.81	65.18%	-

3.

			%
	8,288,209.11	76,106,939.86	-89.11%
	-65,014,669.97	-95,812,269.68	32.14%
	59,294,355.00	2,332,641.67	2,441.94%

1	2019		8,288,209.11		89.11%
A		381,954,093.96	31,188,536.87		7.55%
			26,316,665.47		5.26%
			21.71%		
B		373,665,884.85	36,630,193.88		10.87%
		39,094,692.46	14.75%		22.14%
C	A B				89.11%
	2019		-65,014,669.97		
	2019		59,294,355.00		56,961,713.33

()

1

--

2

4	2019	5	9	7	---	"
	"					
	2019	1	1			

2019				473,850,851.88		5.26%
	22,243,879.03	21,637,216.77		76.66%	74.07%	
		2019	12	31		649,656,171.69
445,054,490.25						

()

		"	"			
22.33%						35,750,000.00
						21.91%
	51.46%					2.53%

2019

2020-022

27.02%

46.77%

2015 3

“ ”

“ ”

2014 10

GR201441000387

2017 8

GR201741000576

15%

2020

2020

		. .()
		. .()
		. .()
		. .()
		. .()

()

1

10%

2

3

1 2019
20,000.00

2000
33,347,264.76
20,000.00

2000
33,347,264.76
20,000.00
2000

2000
33,347,264.76

14 /

19
19 1-3
00 / 4,600 /
19

30 /

		700,000	666,666.68		2019 2 18
		50,000,000	50,000,000		2019 8

()

	2015/8/1					
	2015/8/1					
	2015/8/1					
	2015/8/1					
	2015/8/1					

" "

--

()

				%	
			15,112,622.93	2.33%	
			30,580,066.07	4.71%	
	-	-	45,692,689.00	7.04%	-

()

			%			%
		118,884,000	74.24%	0	118,884,000	74.24%
		77,117,500	48.16%	0	77,117,500	48.16%
		13,750,000	8.59%	0	13,750,000	8.59%
		0	0%	0	0	0%
		41,250,000	25.76%	0	41,250,000	25.76%
		26,812,500	16.74%	0	26,812,500	16.74%
		41,250,000	25.76%	0	41,250,000	25.76%
		0	0%	0	0	0.00%
		160,134,000	-	0	160,134,000	-

()

--	--	--	--

9		1,200,000	0	1,200,000	0.75%	0	1,200,000
10		1,000,000	0	1,000,000	0.62%	0	1,000,000
		155,870,000	0	155,870,000	97.34%	41,250,000	114,620,000

()

42.58%

2010 4 12

24,000

91410926553187637A

8				35,000,000	2017	12	22	2020	12	22	3.581
9				30,000,000	2019	8	2	2022	8	2	7.00
	-	-	-	217,500,000		-			-		-

1
)

2
2000

3
2000

4
2250 (1800 , 450
)

5
3700

6
3000

7
3500

8
3000

()

		1975	8			2018	3	13	2021	3	13
		1958	11			2018	3	13	2021	3	13
		1971	1			2018	3	13	2021	3	13
		1964	5			2018	3	13	2021	3	13
		1975	6			2018	3	13	2021	3	13
		1973	1			2018	3	13	2021	3	13
		1978	4			2018	3	13	2021	3	13
		1975	12			2018	3	13	2021	3	13
		1987	8			2018	3	13	2021	3	13
		1989	3			2018	11	28	2021	3	13
		1973	10			2019	8	23	2021	3	13
		1988	8			2019	8	23	2021	3	13
		1953	5			2018	3	13	2021	3	13
		1965	3			2018	3	13	2021	3	13
										7	
										3	
										6	

51.46%	27.71%
27.02%	6.2%
2.26%	0.32%
0.32%	0.32%
12.32%	2.90%

()

	20	25
	57	87
	4	6
	23	35
	6	7
	110	160

	2	2
	1	1
	16	23
	71	101
	20	33
	110	160

()

"	"
---	---

()

1

	H
--	---

2

" "

3

--

4

--

()

1


	10	<p>1</p> <p>2</p> <p style="text-align: right;">2019</p> <p>3</p> <p>2018</p> <p style="text-align: center;">2018</p> <p style="text-align: center;">2018</p> <p>2018</p> <p style="text-align: right;">2019</p> <p style="text-align: right;">2018</p> <p style="text-align: right;"><</p> <p style="text-align: left;">></p> <p>4</p> <p>5</p> <p>6</p> <p>7</p> <p>8</p> <p style="text-align: right;">2019</p> <p>9</p> <p style="text-align: right;">2020</p> <p>10</p>
	2	<p>1</p> <p>2018</p> <p style="text-align: center;">2018</p> <p style="text-align: center;">2018</p> <p style="text-align: right;">2019</p> <p>2</p> <p style="text-align: right;">2019</p>
	3	<p>1</p> <p>2019</p> <p style="text-align: right;">2019</p> <p>2</p> <p>2018</p> <p style="text-align: center;">2018</p> <p style="text-align: center;">2018</p> <p style="text-align: center;">2018</p> <p style="text-align: center;">2019</p> <p style="text-align: right;">2018</p> <p style="text-align: right;">2018</p> <p>3</p> <p>2019</p> <p style="text-align: right;">2020</p>

2

()

()

D I B E



()

1

	2020 000372
	59 7
	2020 4 20

3

2019

:

()

		2019 12 31	2019 1 1
	1	25,802,747.08	40,485,706.89
		-	
	2	8,056,995.74	18,307,539.89
	3	13,816,028.00	21,094,019.45
	4	35,687,844.76	27,528,056.18
	5	6,844,467.33	5,355,554.88
	6	26,139,146.34	11,838,716.09
	7	21,332,163.82	9,386,913.51
		137,679,393.07	133,996,506.89
		-	
		-	
	8	470,181,952.63	471,304,555.59
	9		18,130,482.57

	10	30,945,197.27	31,387,069.41
	11	2,229,603.30	2,690,900.46
	12	3,579,280.58	3,304,421.14
	13	5,040,744.84	5,572,222.85
		511,976,778.62	532,389,652.02
		649,656,171.69	666,386,158.91
	14	77,000,000.00	57,000,000.00
		-	
	15	45,500,000.00	65,000,000.00
	16	12,234,698.79	43,238,336.03
	17	2,867,678.54	4,214,773.72
	18	3,026,139.95	1,444,934.95
	19	512,880.57	15,775,204.13
	20	513,305.76	262,217.21
		124,095.83	89,537.50
	21	30,253,015.03	20,826,929.35
		171,907,718.64	207,762,395.39






1			
2			
3			
4			
5			
2.			
1			
2			
3		-	
4			
5		-	
6			
7			
9			

		560,327.68	217,835.80
	41	11,100,529.17	14,179,165.85
		381,954,093.96	413,142,630.83
		304,109,621.29	265,014,928.83
		10,305,734.51	8,437,461.25
		35,540,387.51	35,850,716.68
	41	23,710,141.54	27,732,584.21
		373,665,884.85	337,035,690.97
		8,288,209.11	76,106,939.86
		65,014,669.97	95,812,269.68
		65,014,669.97	95,812,269.68
		-65,014,669.97	-95,812,269.68
		77,000,000.00	57,000,000.00
	41	80,000,000.00	108,264,087.75
		157,000,000.00	165,264,087.75

		57,000,000.00	57,000,000.00
		3,887,812.51	3,124,260.65
	41	36,817,832.49	102,807,185.43
		97,705,645.00	162,931,446.08
		59,294,355.00	2,332,641.67
		2,567,894.14	-17,372,688.15
		3,479,887.19	20,852,575.34
		6,047,781.33	3,479,887.19



3												
4												
								2,163,721.68		-2,163,721.68		
1								2,163,721.68		-2,163,721.68		
2												
3												
4												
1.												
2.												
3.												
4.												
5.												
6.												
								-2,143,148.64				-2,143,148.64
1								3,973,760.88				3,973,760.88
2								6,116,909.52				6,116,909.52
	160,134,000.00				58,974,226.85			6,801,196.30	22,786,385.29		196,358,681.81	445,054,490.25

	2018										
	160,134,000.00			58,974,226.85		6,645,781.72	12,276,714.92		101,771,648.48		339,802,371.97

4												
								8,345,948.69	-8,345,948.69			
1								8,345,948.69	-8,345,948.69			
2												
3												
4												
1.												
2.												
3.												
4.												
5.												
6.												
							2,298,563.22					2,298,563.22
1							3,569,128.80					3,569,128.80
2							1,270,565.58					1,270,565.58
	160,134,000.00				58,974,226.85		8,944,344.94	20,622,663.61	176,885,186.72			425,560,422.12

1

“ ”

2014 12 31

91410900060012003W

2015 11 9

[2015]7452

2015 11 30

834408

16,013.40

16,013.40

2020 4 20

15 ——

(2014)

12

23

1

2

12

6

1

2

3

" "

"

"

"

"

4

7

8

1

()

2

" "

()

()

()

()

5

6

A.

a

1--	
2--	

1

2

/

b

1	
2	

1

2

		%
1	1	5.00

			%
1	2	2	10.00
2	3	3	30.00
3	4	4	50.00
4	5	5	80.00
5			100.00

c

1	
2	

1

12

			%
1		1	5.00
1	2	2	10.00
2	3	3	30.00
3	4	4	50.00
4	5	5	80.00
5			100.00

2

d

1--	
2--	
3-	

B.

A.

B.

C.

D.

E.

F.

G.

H.

30

30

30

60

14

1

2

3

4

5

15

1

12 --

2

3

22 — —

33 — —

4

20%

20%

50%

5

6

16

1

2

			%	%
		20.00	5.00	4.75
		10.00	5.00	9.50
		5.00	5.00	19.00
		4.00-5.00	0.00-5.00	19.00-25.00

3**4****17****1****2**

3

18

1

2

3

19

1

	50.00	
	10.00	

2

3

20

--	--	--	--

1

2

3

1

2

3

3

22

1

2

23

1

FOB C&F CIF

FOB

2010

CIF

4

5

25 /

1

2

3

4

()

26

1

2

27

" "

" "

28

1

	2019	2019 6
24	22	23
	37	2017
	7	2019 8
	12	2019 9

1. 2019 4 30

2019

2019 6

"	"	"	"	"	"
"	"	"	"	"	"
"	"	"	"	"	"
"	"	"	"	"	"
"	"	"	"	"	"
"	"	"	"	"	"
"	"	"	"	"	"
"	"	"	"	"	"
"	"	"	"	"	"
"	"	"	"	"	"
"	"	"	"	"	"

2019 6

2018

2018 12 31			
	39,401,559.34	-39,401,559.34	-
		21,094,019.45	21,094,019.45
		18,307,539.89	18,307,539.89
	108,238,336.03	-108,238,336.03	-
		65,000,000.00	65,000,000.00
		43,238,336.03	43,238,336.03
2.	2017 3 31		22 --

		2019		2020-022	
2017		2017	7	23	--
2017		2017	8	24	--
	2017	9	2017	5	2
	2017		2017	14	"
"		2019	1	1	
2019	1	1			

	2018 12 31	2019 1 1	
	11,838,716.09	11,838,716.09	
	9,386,913.51	9,386,913.51	
	133,996,506.89	133,996,506.89	
	471,304,555.59	471,304,555.59	
	18,130,482.57	18,130,482.57	
	31,387,069.41	31,387,069.41	
	96,057,380.69	96,057,380.69	
	106,178,051.81	106,178,051.81	
	7,185,810.71	7,185,810.71	
	94.29	94.29	
	94.29	94.29	

en-US 2>@100

	2018 12 31	2019 1 1	
	65,000,000.00	65,000,000.00	
	43,238,336.03	43,238,336.03	
	4,214,773.72	4,214,773.72	
	1,444,934.95	1,444,934.95	
	15,775,204.13	15,775,204.13	
	262,217.21	262,217.21	
	89,537.50	89,537.50	
	20,826,929.35	20,826,929.35	
	207,762,395.39	207,762,395.39	
	20,697,101.47	20,697,101.47	
	11,352,127.69	11,352,127.69	
	1,014,112.24	1,014,112.24	
	33,063,341.40	33,063,341.40	
	240,825,736.79	240,825,736.79	
	160,134,000.00	160,134,000.00	

	2018 12 31	2019 1 1	
	58,974,226.85	58,974,226.85	
	8,944,344.94	8,944,344.94	
	20,622,663.61	20,622,663.61	
	176,885,186.72	176,885,186.72	
	425,560,422.12	425,560,422.12	
	666,386,158.91	666,386,158.91	

2019 1 1

29

1

		5% 9% 10% 13% 16%
		15%
		5%
		3%
		2%

2

2017 8 29

GR201841000576

2017 2019 15%

111,138.85	20,456.50
5,936,642.48	3,459,430.69
19,754,965.75	37,005,819.70
25,802,747.08	40,485,706.89
19,754,965.75	37,005,819.70
19,754,965.75	37,005,819.70

		%		%	
	8,481,048.15	100.00	424,052.41	5.00	8,056,995.74
1	8,481,048.15	100.00	424,052.41	5.00	8,056,995.74
2					

		%		%	
1	19,271,094.62	100.00	963,554.73	5.00	18,307,539.89
2					
	19,271,094.62	100.00	963,554.73	5.00	18,307,539.89

1**2**

			%
1	8,481,048.15	424,052.41	5.00
	8,481,048.15	424,052.41	

1

8,481,048.15

8,481,048.15

2

	963,554.73	-539,502.32		424,052.41
	963,554.73	-539,502.32		424,052.41

3**4**

			%	
		2,132,982.82	25.15	106,649.14
		1,042,513.12	12.29	52,125.66
		1,000,700.00	11.80	50,035.00
KESHAV HICHEMPVT.LTD		854,120.70	10.07	42,706.04
		641,608.00	7.57	32,080.40
		5,671,924.64	66.88	283,596.24

5

6

3

1

	13,816,028.00	21,094,019.45
	13,816,028.00	21,094,019.45

2019 12 31

4

1

		(%)		(%)
1	35,141,425.55	98.47	27,179,772.78	98.73
1 2	222,950.81	0.62	322,744.00	1.17
2 3	297,929.00	0.83	25,539.40	0.10
3 4	25,539.40	0.08		
	35,687,844.76	100.00	27,528,056.18	100.00

2

			%
		12,270,963.12	34.38
		10,712,309.60	30.02
		3,506,189.40	9.82
		2,399,060.63	6.72
		2,237,818.42	6.27
		31,126,341.17	87.21

	6,844,467.33	5,355,554.88
	6,844,467.33	5,355,554.88

1

1		1,541,755.93
1 2		336,346.00
2 3		5,000,000.00
		6,878,101.93

2

	6,500,000.00	5,000,000.00
	41,755.93	36,026.18
	336,346.00	336,346.00
	6,878,101.93	5,372,372.18

	12	()	()	
2019 1 1	16,817.30			16,817.30
2019 1 1				
--				
--				
--				
--				
	16,817.30			16,817.30
2019 12 31	33,634.60			33,634.60

	16,817.30	16,817.30			33,634.60
	16,817.30	16,817.30			33,634.60

5

6

					(%)	
			1,500,000.00	2 3	21.81	
			3,500,000.00	2 3	50.89	
			336,346.00	1 2	4.89	33,634.60
			1,500,000.00	1	21.81	
			41,755.93	1	0.60	
			6,878,101.93		100.00	33,634.60

7

8

9

6

1

	2,696,242.84		2,696,242.84	157,188.47	157,188.47
	9,803,086.15		9,803,086.15	2,496,609.38	2,496,609.38
	13,016,359.27		13,016,359.27	9,016,182.52	9,016,182.52
	259,111.19		259,111.19	168,735.72	168,735.72
	364,346.89		364,346.89		
	26,139,146.34		26,139,146.34	11,838,716.09	11,838,716.09

2

2019 12 31

7

	4,803,795.25	847,384.62
	15,279,888.71	8,539,528.89

	15,387.11	
	9,232.26	
	6,154.84	
	1,217,705.65	
	21,332,163.82	9,386,913.51

8**1**

1.	50,239,942.54	512,322,964.37	1,188,868.40	53,847,694.14	617,599,469.45
2.	2,144,603.65	71,152,740.30		30,997,959.18	104,295,303.13
1	698,867.41	30,365,208.28		30,442.47	31,094,518.16
2	1,445,736.24			30,967,516.71	32,413,252.95
3		40,787,532.02			40,787,532.02
3.		48,851,542.78		33,133,947.86	81,985,490.64
1					
2		48,851,542.78		33,133,947.86	81,985,490.64
4.	52,384,546.19	534,624,161.89	1,188,868.40	51,711,705.46	639,909,281.94
1.	8,638,775.75	102,359,354.10	506,896.59	34,789,887.42	146,294,913.86
2.	2,420,898.37	52,602,479.58	111,769.78	9,726,018.87	64,861,166.60
1	2,420,898.37	52,602,479.58	111,769.78	9,726,018.87	64,861,166.60
3.		8,294,803.29		33,133,947.86	41,428,751.15
1					
2		8,294,803.29		33,133,947.86	41,428,751.15
4.	11,059,674.12	146,667,030.39	618,666.37	11,381,958.43	169,727,329.31

1.

4.					
1.	41,324,872.07	387,957,131.50	570,202.03	40,329,747.03	470,181,952.63
2.	41,601,166.79	409,963,610.27	681,971.81	19,057,806.72	471,304,555.59

2**3**


	107,866,004.72	20,667,380.51		87,198,624.21
	107,866,004.72	20,667,380.51		87,198,624.21

4


	8,052,933.40	5,652,153.74		2,400,779.66
	8,052,933.40	5,652,153.74		2,400,779.66

5

	1,647,494.06	
	431,948.16	
	1,025,944.54	
	849,320.48	



(%)



3.			
1			
2			
4.	2,952,541.42	113,566.44	3,066,107.86
1.			
2.			
1			
3.			
1			
4.			
1.	30,580,066.07	365,131.20	30,945,197.27
2.	31,250,718.23	136,351.18	31,387,069.41

2**11**

	2,690,900.46		461,297.16	2,229,603.30
	2,690,900.46		461,297.16	2,229,603.30

12

	5,697,678.91	854,651.84	6,760,748.29	1,014,112.24
	374,462.51		4,724,853.62	
	1,259,821.33		847,369.23	
	3,406,461.00			

	2,867,678.54	4,214,773.72
	2,867,678.54	4,214,773.72

2**1****18****1**

	1,444,934.95	11,233,287.28	9,652,082.28	3,026,139.95
-		634,985.39	634,985.39	
	1,444,934.95	11,868,272.67	10,287,067.67	3,026,139.95

2

	1,345,035.43	9,972,394.37	8,669,100.31	2,648,329.49
		436,144.08	436,144.08	
		257,161.04	257,161.04	
		221,101.44	221,101.44	
		18,439.20	18,439.20	
		17,620.40	17,620.40	
		118,830.00	106,270.00	12,560.00
	99,899.52	448,757.79	183,406.85	365,250.46
	1,444,934.95	11,233,287.28	9,652,082.28	3,026,139.95

3

-

		611,987.94	611,987.94	
		22,997.45	22,997.45	
		634,985.39	634,985.39	

19

--	--	--

		9,548,733.55
		4,289,401.47
		726,099.29
		435,659.59
		290,439.72
	105,054.02	88,001.07
	335,434.21	335,434.21
	18,211.53	27,811.20
	31,393.32	12,726.48
	10,257.50	9,256.50
	12,529.99	11,641.05
	512,880.57	15,775,204.13

20**1**

	124,095.83	89,537.50
	389,209.93	172,679.71
	513,305.76	262,217.21

	124,095.83	89,537.50
	124,095.83	89,537.50

1

	21,906.20	70,000.00
	367,303.73	99,901.68
		2,778.03

389,209.93

21

	32,657,862.92	23,216,736.00
	2,404,847.89	2,389,806.65
	30,253,015.03	20,826,929.35

22

1

	16,607,336.35	20,697,101.47
	16,607,336.35	20,697,101.47

1

	17,600,045.29	21,542,108.00
	992,708.94	845,006.53
	16,607,336.35	20,697,101.47

2

		2019	12	31
1	1			32,657,862.92
1	2	2		11,115,754.92
2	3	3		6,484,290.37
				50,257,908.21

23

	11,352,127.69	6,050,000.00	2,170,153.08	15,231,974.61
	11,352,127.69	6,050,000.00	2,170,153.08	15,231,974.61

	11,352,127.69	6,050,000.00	2,170,153.08	15,231,974.61
	11,352,127.69	6,050,000.00	2,170,153.08	15,231,974.61

24

		+ -					
	160,134,000.00						160,134,000.00
	160,134,000.00						160,134,000.00

25

	58,974,226.85			58,974,226.85
	58,974,226.85			58,974,226.85

26

	8,944,344.94	3,973,760.88	6,116,909.52	6,801,196.30
	8,944,344.94	3,973,760.88	6,116,909.52	6,801,196.30

27

	20,622,663.61	2,163,721.68		22,786,385.29
	20,622,663.61	2,163,721.68		22,786,385.29

28

		176,885,186.72	101,771,648.48
	+ -		
		176,885,186.72	101,771,648.48
		21,637,216.77	83,459,486.93
		2,163,721.68	8,345,948.69
		196,358,681.81	176,885,186.72

29**1**

	443,632,126.93	402,917,624.24	480,546,283.96	363,178,196.75
	30,218,724.95	1,264,374.80	19,621,233.39	2,288,207.65
	473,850,851.88	404,181,999.04	500,167,517.35	365,466,404.40

2

	418,283,354.15	383,025,891.95	454,752,180.92	349,283,336.00
	10,573,990.96	7,136,661.18	19,973,837.95	10,269,218.55
	14,774,781.82	12,755,071.11	5,617,058.19	3,443,683.06
DIBE			203,206.90	181,959.14
	443,632,126.93	402,917,624.24	480,546,283.96	363,178,196.75

3

			(%)
		92,760,554.37	19.58
		30,218,666.17	6.38
		28,633,529.80	6.04
		18,284,550.75	3.86
		16,569,772.90	3.50
		186,467,073.99	39.36

30

	1,188,235.69	1,378,476.60
	712,941.42	827,085.96
	475,294.27	551,390.64
	371,981.04	321,216.49
	1,341,736.84	1,341,736.84
	176,710.53	222,263.10
	64,860.40	30,085.00

	39,887.55	53,264.30
	4,371,647.74	4,725,518.93

31

	542,314.73	438,122.43
	7,755,577.86	4,593,910.51
	1,556,225.34	2,385,616.56
	5,988,199.93	2,298,238.27
	236,812.37	94,056.23
	16,079,130.23	9,809,944.00

32

	4,866,326.06	2,909,794.64
	510,304.22	551,812.79
	2,071,908.34	2,125,381.77
	606,298.75	713,319.38
	433,716.43	390,620.98
	8,488,553.80	6,690,929.56

33

	1,731,815.10	1,415,724.97
	8,867,421.54	6,694,803.70
	1,696,327.98	1,000,459.02
	3,639,822.84	4,286,264.27
	422,313.45	1,124,101.89
	1,108,607.07	743,790.95
	17,466,307.98	15,265,144.80

34

	7,196,529.45	7,221,718.08

		-844,739.72
		-16,817.30
		-861,557.02

38

		6,200.00	
		6,200.00	

39

	416,000.00	1,339,000.00	416,000.00
	416,000.00	1,339,000.00	416,000.00

40**1**

	1,040,982.10	12,745,031.89
	-434,319.84	-892,638.69
	606,662.26	11,852,393.20

2

	22,243,879.03	95,311,880.13
[]	3,336,581.85	14,296,782.02
	-2,763.82	512,674.24
	-876,686.97	-1,280,929.33
	-1,850,468.80	-1,676,133.73
	606,662.26	11,852,393.20

41**1**

		2,289,684.71
	258,613.90	184,845.14
	10,841,915.27	11,704,636.00
	11,100,529.17	14,179,165.85

2

	23,244,141.54	17,648,291.90
	50,000.00	8,745,292.31
	416,000.00	1,339,000.00
	23,710,141.54	27,732,584.21

3

	50,000,000.00	63,200,000.00
		45,064,087.75
	30,000,000.00	
	80,000,000.00	108,264,087.75

4

	27,848,300.55	26,776,736.00
		67,600,000.00
	7,469,531.94	8,430,449.43
	1,500,000.00	
	36,817,832.49	102,807,185.43

42**1**

1		
	21,637,216.77	83,459,486.93
	-522,685.02	861,557.02
	64,861,166.60	48,919,506.47

	700,117.83	692,697.36
	461,297.16	461,297.16
	7,196,529.45	7,221,718.08
	-274,859.44	-733,178.28
	-159,460.40	-159,460.41
	-14,300,430.25	13,278,705.05
	-52,584,618.70	-164,246,081.64
	-18,726,064.89	86,350,692.12
	8,288,209.11	76,106,939.86
2		
3		
	6,047,781.33	3,479,887.19
	3,479,887.19	20,852,575.34
	2,567,894.14	-17,372,688.15
2		
	6,047,781.33	3,479,887.19
	111,138.85	20,456.50
	5,936,642.48	3,459,430.69

	6,047,781.33	3,479,887.19

43

	19,754,965.75	
-	15,112,622.93	
-	87,198,624.21	
-	30,580,066.07	
	152,646,278.96	

1 - 2015-0471
2015-0472 2015-0470 2015-1423
2015-1424
2 - 2015 012 2016
0000415 2016 0000417 2016
0000418

44

	611,206.51	6.9762	4,263,898.86
	148.83	0.89578	133.32
	275,894.00	6.9762	1,924,691.72
	1,000,000.00	0.89578	895,780.00

2

3

1		
2		5.00%
3		
4		
5		
6		
7		
8		
9		
10		5.00%
11		
12		
13		
14		
15		
16		
17		
18		
19		
20		
21		
22		

4

1

1

				56,923,744.26	33,599,581.56	
				28,571,681.39		

2019

2020-022

--	--	--	--	--	--	--

2

				29,298,915.43	18,129,777.44	

2

1

		362,477.07	295,908.28
		362,477.07	295,908.28

2

		133,333.32	133,333.33
		666,666.68	57,142.85
		76,190.48	76,190.48
		39,238.08	39,238.09
		4,380.96	4,380.96
		919,809.52	310,285.71

3

	20,000,000.00	2019/4/30	2022/4/30		1-2
	20,000,000.00	2019/4/8	2022/4/7		3-7
	18,000,000.00	2019/5/16	2020/5/16		8-9
	44,000,000.00	2017/8/2	2020/8/2		
	11,000,000.00	2018/2/22	2021/2/22		
	33,770,208.00	2017/10/18	2022/11/28		
	38,760,000.00	2017/12/22	2022/12/21		
	33,347,264.76	2019/8/2	2024/8/2		1

1

2019 000067 - 05 2019

000067 - 02 2019

000067 - 04

2019				2020-022				
2019	4	30	2022	4	30	2,000.00		
2019	12	31						
2,000.00								
2								
19002018120100011202								
2019	4	30	2022	4	30	2,000.00		
2019	12	31						
2,000.00								
3								
19002018120100011202								
2019	4	8	2022	4	30	2,000.00		
2019	12	31						
2,000.00								
4								
19002018120100011201								
2022	4	7	2019	12	31	2,000.00		
2,000.00								
5								
19002018120100011204								
2019	4	8	2022	4	30	2,000.00		
2019	12	31						
2,000.00								
6								
19002018120100011203								
2019	4	8	2022	4	30	2,000.00		
2019	12	31						
2,000.00								
7								
19002018120100011205								
2019	4	8	2022	4	30	2,000.00		
2019	12	31						
2,000.00								
8								
09120190710000455								
				2019	5	16		

2019

2020-022

5 16 1,800.00 2019 12 31

2,250.00

4

		50,000,000.00	50,000,000.00	

5

5

		2,237,818.42	
			578,790.18
		76,650.79	761,922.56

1

" "

2019 016

" " 30,000,000.00 33,347,264.76

36

7.00%/

2019 016 -001 2019 016

-002 2019 016 -003 2019 016

-004 2019 016 -005

2019 12 31 30,000,000.00

2

2019 12 31

1

1
2008 [2008 43] [2011]41 1

1		
2	6,962,068.35	6,147,372.15
3	-416,000.00	-1,332,800.00
4		
5	6,546,068.35	4,814,572.15
6	991,810.25	723,535.82
7	5,554,258.10	4,091,036.33

2

9

2010

[2010]2

1 ---

“ [2008]43 ”

1

	%		
	4.97	0.14	0.14
	3.69	0.10	0.10

2

	%		
	21.81	0.52	0.52
	20.74	0.50	0.50

